




ATLAS

Wheel excavator 150W



-  15,3 - 17,0 t
-  95 kW (130 hp)
-  0,7 - 1,1 m³



STABLE. STRONG. STEADY.
150W

Technical Information

ENGINE

Power according to ISO 9249.....95 kW (130 hp)	Cylinder capacity.....4038 cm ³	Air filterDry air filter
RPM.....1800/min	Number of cylinders.....4	Battery.....2x 12V 2x100 Ah
Make/model.....Deutz TCD 4.1 (Stage 3B)	Borehole/lift101/126	Alternator24V/55 Ah
DesignTurbocharger/LLK	Cooling systemWater-cooled	Starter24 V/4 kW

HYDRAULIC SYSTEM

- AWE 5 system (load sensing)
- Load limit controlled high-performance pump
- Fuel-efficient flow-on-demand control
- Sensitive, proportional, independent control
- Primary and secondary protection against overload
- Suction valves for all work functions
- Load-retaining and fine-lowering valve in lifting circuit
- Pipe break protection valves for lifting and articulated cylinders
- Proportional grab/grab rotating function
- 2 additional circuits for additional consumer loads possible
- Operating modes:
 - 3 pre-programmed modes (Fine, Eco, Power)
 - Max. oil flow260 l/min
 - Max. operating pressure360 bar
 - Operating modes: 3 pre-programmed modes (Fine, Eco, Power)

SWING ASSEMBLY

- Swing motor: Axial piston motor with priority valve
- Swing gear: Planetary transmission
- Swing brake: Automatically controlled multi-disc brake
- Max. swing speed9/min
- Swing torque41 kNm

TRACTION DRIVE AND BRAKES

- Variable displacement motor
- Power-shift transmission
- Double-acting brake valve
- Driving direction pre-selection via buttons in joystick
- Automotive drive and cruise control
- Maximum speed20 km/h
- Terrain speed5 km/h
- Crawling speed1 km/h
- Tractive force92.7 kN
- Max. gradeability60%
- Dual circuit brake systemMulti-disc
- Parking brakeMulti-disc
- ZF axles

UNDERCARRIAGE

- 28 t special excavator axles
- Steering axle with automatic oscillating axle blocking
- 8 tyres10.00 - 20
- 4 tyres (optional)600 - 22.5

FILL CAPACITIES

- Fuel tank 247 litres
- Engine oil 10 litres
- Hydraulics system 220 litres
- Cooling system 35 litres
- Hydraulic tank 180 litres

DRIVER'S CAB

- Meets latest safety standards
- Extra large entry zone
- Spacious leg room
- Excellent circumferential visibility
- Preparation for radio installation with mute function
- DRIVER'S SEAT:
 - Air-cushioned comfort seat (optional seat heating)
 - Arm rests and lumbar support
 - Seat adjustable separately from console
- CONTROL:
 - Ergonomic joysticks with proportional slide control
 - Slim steering column, height and tilt adjustable
 - Indicators, controls and operating switches are clearly arranged
- MONITORING:
 - Operating data appears display
 - Automatic system for monitoring, warning and storage of data
- CLIMATE CONTROL:
 - Air conditioning with Climatronic
 - Very good air distribution through optimally arranged nozzles
- SOUND LEVELS:
 - ISO 6396 (LpA) in driver's cab 70 dB(A)
 - 2000/14EG (LwA) ambience level 97 dB(A)

Equipment

OPERATING WEIGHTS

	Monoblock boom 4,32 m (C6.3M)		ADJUSTABLE BOOM Base arm 1.87 m (C6.41) Boom 3.10 m (C6.46)	
	Stick 2,15 m (D6.2)	Stick 2,65 m (D6.3)	Stick 2,15 m (D6.2)	Stick 2,65 m (D6.3)
Support dozer blade	15,3 t	15,4 t	15,6 t	15,7 t
blade / outriggers	16,3 t	16,4 t	16,7 t	16,8 t
4 support outriggers	16,5 t	16,6 t	16,9 t	17,0 t

Operating weight with driver, completely filled implement and 1 tonne for attachments

EQUIPMENT

BASIC DEVICE Atlas 150W (can be combined)		
<ul style="list-style-type: none"> Wheel excavator 150W with dozer and support blade and 2 lifting cylinders (A 5.2) Wheel excavator 150W with quadruple claw support and 2 lifting cylinders (A 5.32) Wheel excavator 150W with blade on rigid axle, outriggers on steering axle and 2 lifting cylinders (A 5.33) Wheel excavator 150W with blade on steering axle, outriggers on rigid axle and 2 lifting cylinders (A 5.35) 	<p>Bucket tipping cylinder:</p> <ul style="list-style-type: none"> Bucket tipping cylinder with bucket linkage (F 6.1) <p>Standard equipment</p> <p>Engine:</p> <ul style="list-style-type: none"> Automatic idle Diesel pre-filter Engine monitoring <p>Hydraulics:</p> <ul style="list-style-type: none"> Proportional grab/grab rotating function Accumulator for emergency lowering of the arm system Pipe break protection valves for lifting and articulated cylinders Max. load-limit control Cylinder end-position damping 	<ul style="list-style-type: none"> Slim steering column, height and tilt adjustable Ready for electric cooling box Different options for storage, compartment for documents Seat adjustable separately from console Rear view security camera with 5" LCD-colour monitor Heat-absorbing glass, tinted windows Automotive drive and cruise control Operating data display screen Bottle holder
<p>Boom:</p> <ul style="list-style-type: none"> Monoblock boom with stick cylinder 4.32 m (C 6.3M) Adjustable boom consisting of the base arm 1.87 m (C 6.41) with adjustable cylinder and boom 3.10 m (C 6.46) with stick cylinder 	<p>Cab:</p> <ul style="list-style-type: none"> Air conditioning with Climatronic Preparation for radio installation with mute function 	<p>Equipment:</p> <ul style="list-style-type: none"> Joint bearings in stick and bucket cylinders Combined lubricating points for swing bearing and arm equipment <p>Undercarriage:</p> <ul style="list-style-type: none"> Power-shift transmission Wet disc brakes Tool box in the undercarriage
<p>Sticks:</p> <ul style="list-style-type: none"> Stick 2.15 m (D 6.2) Stick 2.65 m (D 6.3) 		

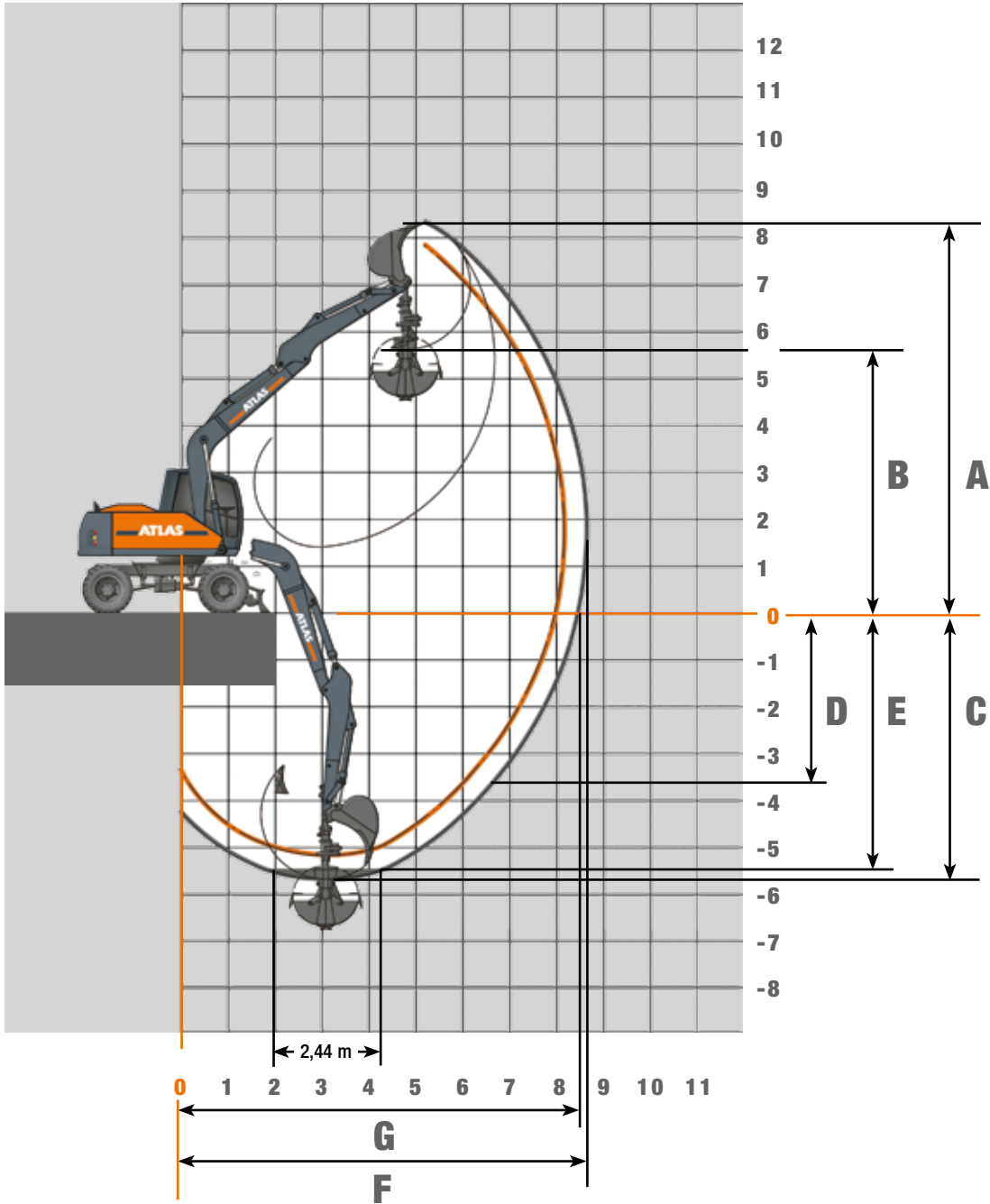
ADDITIONAL EQUIPMENT

<p>Engine:</p> <ul style="list-style-type: none"> Refueling pump Engine speed adjustment via potentiometer Auxiliary heating Cold start assistance 	<p>Equipment:</p> <ul style="list-style-type: none"> Automatically controlled and monitored electric central lubrication system <p>Cab:</p> <ul style="list-style-type: none"> Cab protection guard Beacon light Heated driver's seat Radio CD/MP3, front AUX in, USB Electric cooling box Xenon working-lights Cab elevation 	<ul style="list-style-type: none"> GPS/GSM telemetric system for monitoring of operating data, consumption, position Proportional control of supports by slide in joystick
<p>Hydraulics:</p> <ul style="list-style-type: none"> Hydraulic kit, to operate front and rear supports separately Hydraulic kit, to operate supports per axle separately Biodegradable oil 		<p>Undercarriage:</p> <ul style="list-style-type: none"> Wide axles (overall width 2750 mm) Wide dozer blade (overall width 2750 mm) High-speed execution 37 km/h <p>Other special equipment: See price list</p>

ATTACHMENTS (SELECTION)

	Bucket F415	Bucket F416	Bucket F417	Bucket F648
Capacity SAE	0,67 m ³	0,82 m ³	0,92 m ³	1,12 m ³
Cutting width	850 mm	1000 mm	1100 mm	1300 mm

Work Areas Monoblock boom 4.32 m (C6.3M)



STICK LENGTHS	2,15 m (D6.2)	2,65 m (D6.3)
A Max. cut-in height	8,10 meters	8,35 meters
B Max. pouring height	5,35 meters	5,65 meters
C Max. trench depth	5,20 meters	5,70 meters
D Max. vertical tapping depth	3,00 meters	3,55 meters
E Max. trench depth with 2.44-metre-wide base	4,95 meters	5,50 meters
F Max. reach	8,20 meters	8,70 meters
G Max. reach in the standing plane	8,05 meters	8,50 meters
Max. bucket digging force	130 kN	130 kN
Max. stick digging force	82 kN	72 kN

Unit is equipped with monoblock boom 4.32 m (C6.3M).

Lifting Capacities Monoblock boom 4.32 m (C6.3M)

Lifting Capacities Monoblock boom 4.32 m (C6.3 M) with Stick 2,15 m (D6.2). Max. Reach 8,20 m

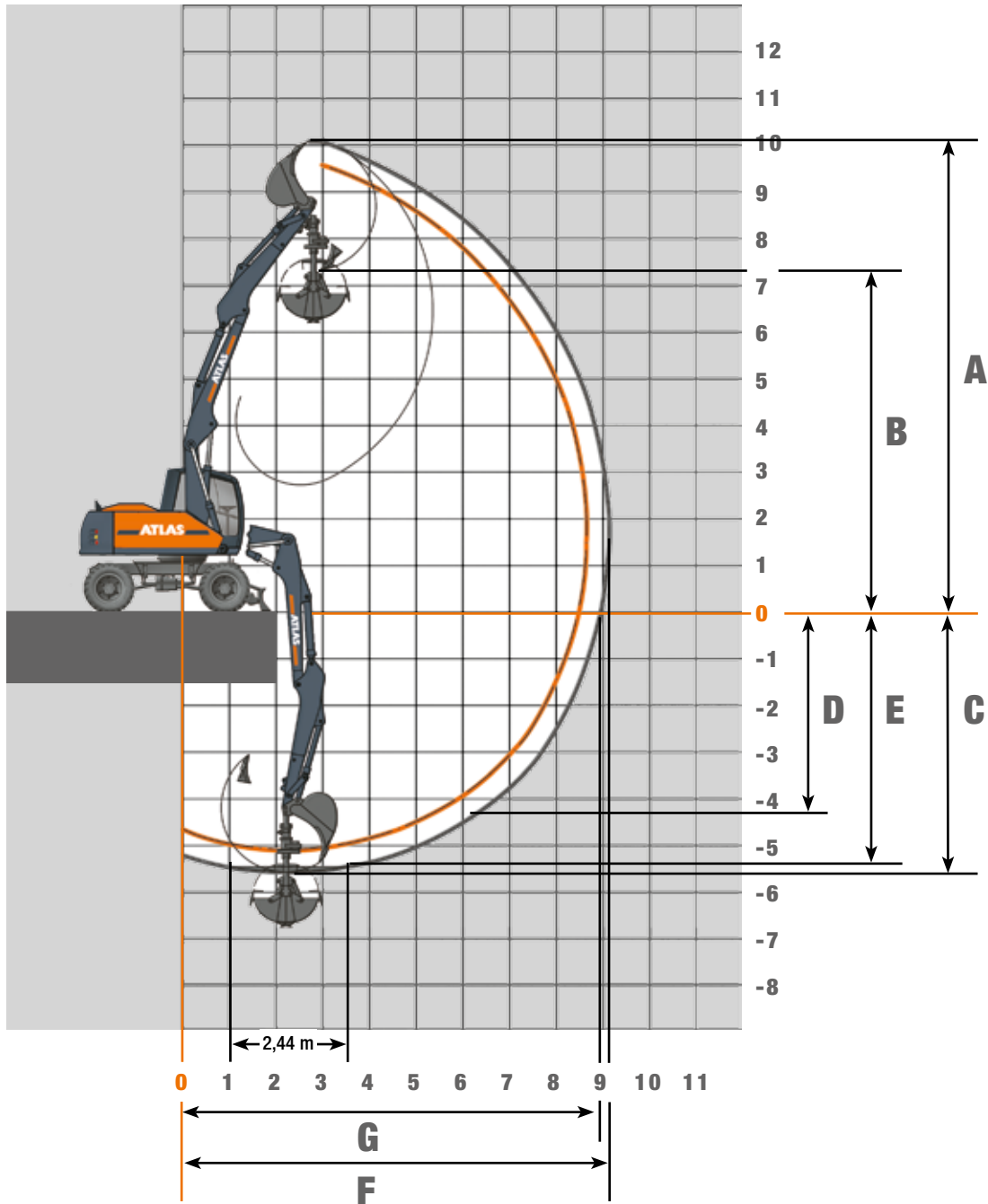
Height	Lower wagon type	3,0 m		4,5 m		6,0 m		7,5 m	
		FRONT	LATERAL	FRONT	LATERAL	FRONT	LATERAL	FRONT	LATERAL
+6,0 m	SDB rear, raised								
	SDB rear, supported								
	Outriggers rear/front, supported								
	SDB/outriggers supported								
+4,5 m	SDB rear, raised					3927*	2504		
	SDB rear, supported					3927*	2750		
	Outriggers rear/front, supported					3927*	3927*		
	SDB/outriggers supported					3927*	3902		
+3,0 m	SDB rear, raised			5001*	3691	4117*	2445		
	SDB rear, supported			5001*	4074	4117*	2690		
	Outriggers rear/front, supported			5001*	5001*	4117*	4117*		
	SDB/outriggers supported			5001*	5001*	4117*	3838		
+1,5 m	SDB rear, raised			5899*	3443	4050	2348		
	SDB rear, supported			5899*	3820	4438*	2591		
	Outriggers rear/front, supported			5899*	5899*	4438*	4329		
	SDB/outriggers supported			5899*	5628	4438*	3733		
0 m	SDB rear, raised	7470*	5750	6036	3292	3973	2280		
	SDB rear, supported	7470*	6523	6289*	3665	4551*	2521		
	Outriggers rear/front, supported	7470*	7470*	6289*	6289*	4551*	4252		
	SDB/outriggers supported	7470*	7470*	6289*	5459	4551*	3658		
-1,5 m	SDB rear, raised	8854*	5814	5928*	3283				
	SDB rear, supported	8854*	6590	5928*	3655				
	Outriggers rear/front, supported	8854*	8854*	5928*	5928*				
	SDB/outriggers supported	8854*	8854*	5928*	5448				
-3,0 m	SDB rear, raised	6451*	6012	4112*	3422				
	SDB rear, supported	6451*	6451*	4112*	3798				
	Outriggers rear/front, supported	6451*	6451*	4112*	4112*				
	SDB/outriggers supported	6451*	6451*	4112*	4112*				

Lifting Capacities Monoblock boom 4.32 m (C6.3M) with Stick 2.65 m (D6.3). Max. Reach 8.70 m

Height	Lower wagon type	3,0 m		4,5 m		6,0 m		7,5 m	
		FRONT	LATERAL	FRONT	LATERAL	FRONT	LATERAL	LATERAL	LATERAL
+6,0 m	SDB rear, raised								
	SDB rear, supported								
	Outriggers rear/front, supported								
	SDB/outriggers supported								
+4,5 m	SDB rear, raised					3542*	2554		
	SDB rear, supported					3542*	2802		
	Outriggers rear/front, supported					3542*	3542*		
	SDB/outriggers supported					3542*	3542*		
+3,0 m	SDB rear, raised			4554*	3756	3836*	2469		
	SDB rear, supported			4554*	4142	3836*	2715		
	Outriggers rear/front, supported			4554*	4554*	3836*	3836*		
	SDB/outriggers supported			4554*	4554*	3836*	3836*		
+1,5 m	SDB rear, raised			5567*	3473	4060	2351		
	SDB rear, supported			5567*	3852	4242*	2595		
	Outriggers rear/front, supported			5567*	5567*	4242*	4242*		
	SDB/outriggers supported			5567*	5567*	4242*	3740		
0 m	SDB rear, raised	7879*	5688	6026	3276	3953	2256		
	SDB rear, supported	7879*	6460	6168*	3650	4494*	2498		
	Outriggers rear/front, supported	7879*	7879*	6168*	6168*	4494*	4232		
	SDB/outriggers supported	7879*	7879*	6168*	5447	4494*	3637		
-1,5 m	SDB rear, raised	9359*	5690	5958	3220	3933	2238		
	SDB rear, supported	9359*	6463	6079*	3592	4296*	2480		
	Outriggers rear/front, supported	9359*	9359*	6079*	6079*	4296*	4212		
	SDB/outriggers supported	9359*	9359*	6079*	5383	4296*	3617		
-3,0 m	SDB rear, raised	7495*	5847	4967*	3300				
	SDB rear, supported	7495*	6627	4967*	3675				
	Outriggers rear/front, supported	7495*	7495*	4967*	4967*				
	SDB/outriggers supported	7495*	7495*	4967*	4967*				

The specified max. loading capacities in kilogrammes include a stability of 33% or are calculated at 87% of the hydraulic lifting power, as per ISO10567. These values are applicable at the tip of the arm with optimum positioning of the corresponding arm system and with the pressure switched on. * Value limited due to hydraulics.

Work Areas Adjustable Boom, Base arm 1,87 m (C6.41) and Boom 3,10 m (C6.46)



STICK LENGTHS	2,15 m (D6.2)	2,65 m (D6.3)
A Max. cut-in height	9,70 meters	10,10 meters
B Max. pouring height	6,95 meters	7,35 meters
C Max. trench depth	5,10 meters	5,60 meters
D Max. vertical tapping depth	3,80 meters	4,30 meters
E Max. trench depth with 2,44-metre-wide base	5,00 meters	5,50 meters
F Max. reach	8,70 meters	9,20 meters
G Max. reach in the standing plane	8,55 meters	9,05 meters
Max. bucket digging force	130 kN	130 kN
Max. stick digging force	82 kN	72 kN

Unit is equipped with standard adjustable boom: base arm 1.87 m (C6.41) and boom 3.10 m (C6.46).

Lifting Capacities Adjustable Boom, Base arm 1.87 m (C6.41) and Boom 3.10 m (C6.46)

Lifting Capacities Adjustable Boom: Base arm 1.87 m (C6.41) and Boom 3.10 m (C6.46) with Stick 2.15 m (D6.2). Max. Reach 8.70 m

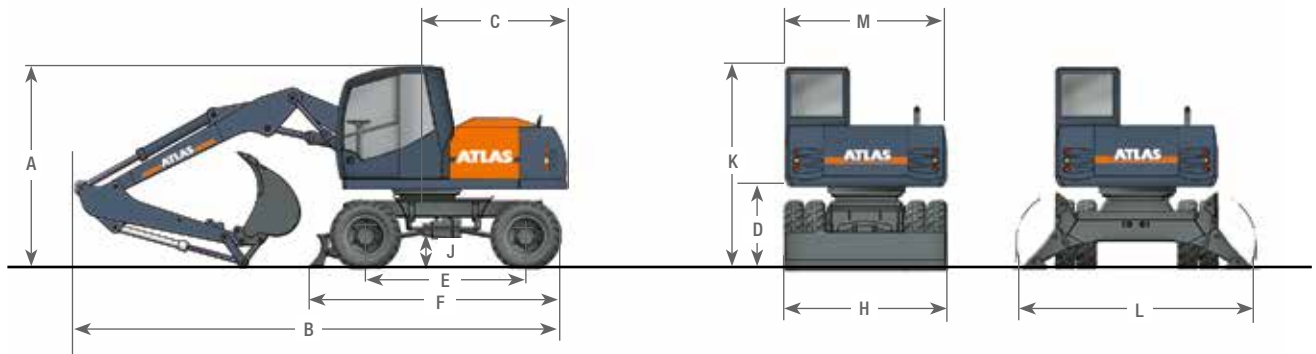
Height	Lower wagon type	3,0 m		4,5 m		6,0 m		7,5 m	
		FRONT	LATERAL	FRONT	LATERAL	FRONT	LATERAL	FRONT	LATERAL
+6,0 m	SDB rear, raised			4520*	3985				
	SDB rear, supported			4520*	4342				
	Outriggers rear/front, supported			4520*	4520*				
	SDB/outriggers supported			4520*	4520*				
+4,5 m	SDB rear, raised	6478*	6478*	4873*	3916	4036*	2524		
	SDB rear, supported	6478*	6478*	4873*	4257	4036*	2772		
	Outriggers rear/front, supported	6478*	6478*	4873*	4873*	4036*	4036*		
	SDB/outriggers supported	6478*	6478*	4873*	4873*	4036*	3864		
+3,0 m	SDB rear, raised	7186*	6624	5565*	3811*	4082	2521		
	SDB rear, supported	7186*	7186*	5565*	4139	4242*	2770		
	Outriggers rear/front, supported	7186*	7186*	5565*	5565*	4242*	4242*		
	SDB/outriggers supported	7186*	7186*	5565*	5565*	4242*	3819		
+1,5 m	SDB rear, raised	8536*	6492	5991	3765*	4054	2434		
	SDB rear, supported	8536*	7166	6059*	4091	4406*	2680		
	Outriggers rear/front, supported	8536*	8536*	6059*	6059*	4406*	4259		
	SDB/outriggers supported	8536*	8536*	6059*	5563	4406*	3815*		
0 m	SDB rear, raised	9794*	6273	6001	3579	4008	2296		
	SDB rear, supported	9794*	7076	6096*	3962	4426*	2540		
	Outriggers rear/front, supported	9794*	9794*	6096*	6096*	4426*	4286		
	SDB/outriggers supported	9794*	9794*	6096*	5601*	4426*	3687		
-1,5 m	SDB rear, raised	10069*	6038	6203	3413	3897	2199		
	SDB rear, supported	10069*	6830	6267*	3792	4165*	2441		
	Outriggers rear/front, supported	10069*	10069*	6267*	6267*	4165*	4165*		
	SDB/outriggers supported	10069*	10069*	6267*	5610	4165*	3581		
-3,0 m	SDB rear, raised	9739*	6024	5041*	3292				
	SDB rear, supported	9739*	6815	5041*	3668				
	Outriggers rear/front, supported	9739*	9739*	5041*	5041*				
	SDB/outriggers supported	9739*	9739*	5041*	5041*				

Lifting Capacities Adjustable Boom: Base arm 1.87 m (C6.41) and Boom 3.10 m (C6.46) with Stick 2.65 m (D6.3). Max. Reach 9.20 m

Height	Lower wagon type	3,0 m		4,5 m		6,0 m		7,5 m	
		FRONT	LATERAL	FRONT	LATERAL	FRONT	LATERAL	LATERAL	LATERAL
+6,0 m	SDB rear, raised			4131*	4035	3742*	2544		
	SDB rear, supported			4131*	4131*	3742*	2793		
	Outriggers rear/front, supported			4131*	4131*	3742*	3742*		
	SDB/outriggers supported			4131*	4131*	3742*	3742*		
+4,5 m	SDB rear, raised			4510*	3943	3802*	2629		
	SDB rear, supported			4510*	4290	3802*	2854		
	Outriggers rear/front, supported			4510*	4510*	3802*	3802*		
	SDB/outriggers supported			4510*	4510*	3802*	3802*		
+3,0 m	SDB rear, raised	7065*	6682*	5244*	3808	4063*	2610	2907	1682
	SDB rear, supported	7065*	7065*	5244*	4141	4063*	2822	3392*	1862
	Outriggers rear/front, supported	7065*	7065*	5244*	5244*	4063*	4063*	3392*	3117
	SDB/outriggers supported	7065*	7065*	5244*	5244*	4063*	3806	3392*	2695
+1,5 m	SDB rear, raised	8379*	6442	5886*	3728	4015	2530	2868	1644
	SDB rear, supported	8379*	7104	5886*	4050*	4306*	2779	3401*	1823
	Outriggers rear/front, supported	8379*	8379*	5886*	5886*	4306*	4223*	3401*	3078
	SDB/outriggers supported	8379*	8379*	5886*	5526	4306*	3761	3401*	2655
0 m	SDB rear, raised	9447*	6363	5919	3615	4049	2365	2814	1595
	SDB rear, supported	9447*	7135	6011*	4000	4349*	2611	3212*	1773
	Outriggers rear/front, supported	9447*	9447*	6011*	6011*	4349*	4227	3212*	3028
	SDB/outriggers supported	9447*	9447*	6011*	5518	4349*	3763	3212*	2603
-1,5 m	SDB rear, raised	9870*	6026	6043	3428	3911	2205		
	SDB rear, supported	9870*	6820	6101*	3809	4442*	2449		
	Outriggers rear/front, supported	9870*	9870*	6101*	6101*	4442*	4190		
	SDB/outriggers supported	9870*	9870*	6101*	5633	4442*	3592		
-3,0 m	SDB rear, raised	10264*	5993	5979*	3266				
	SDB rear, supported	10264*	6785	5979*	3643				
	Outriggers rear/front, supported	10264*	10264*	5979*	5979*				
	SDB/outriggers supported	10264*	10264*	5979*	5451				

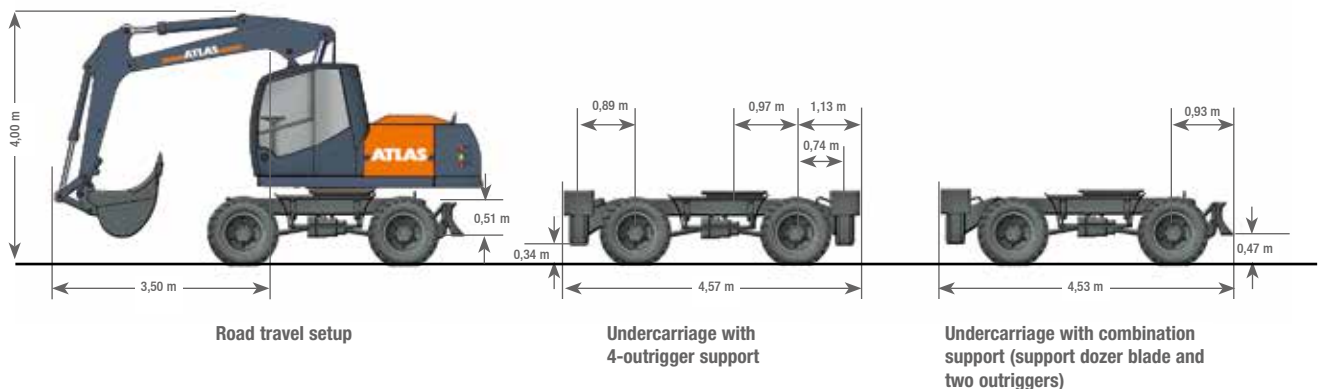
The specified max. loading capacities in kilogrammes include a stability of 33% or are calculated at 87% of the hydraulic lifting power, as per ISO10567. These values are applicable at the tip of the arm with optimum positioning of the corresponding arm system and with the pressure switched on. * Value limited due to hydraulics.

Dimensions



A	TRANSPORT HEIGHT (with bucket)		C	REAR PIVOTING RADIUS	2,19 m
	Adjustable boom* with stick 2.15 m.....	3,08 m	D	CLEARANCE HEIGHT TO COUNTERWEIGHT	1,22 m
	Adjustable boom* with stick 2.65 m.....	3,08 m	E	WHEEL BASE	2,50 m
	Monoblock boom 4.32 m with stick 2.15 m.....	3,15 m	F	UNDERCARRIAGE LENGTH	3,98 m
	Monoblock boom 4.32 m with stick 2.65 m.....	3,15 m	H	DOZER BLADE WIDTH	2,54 m
B	TRANSPORT LENGTH		J	GROUND CLEARANCE	0,45 m
	Adjustable boom* with stick 2.15 m.....	7,71 m	K	HEIGHT ABOVE CAB	3,08 m
	Adjustable boom* with stick 2.65 m.....	8,85 m	L	OUTRIGGER WIDTH (extended)	3,50 m
	Monoblock boom 4.32 m with stick 2.15 m.....	7,55 m	M	SUPERSTRUCTURE TRANSPORT WIDTH	2,50 m
	Monoblock boom 4.32 m with stick 2.56 m.....	7,55 m			

Adjustable boom: base arm 1.87 m (C6.41) and boom 3.10 m (C6.46)



Road travel setup

Undercarriage with 4-outrigger support

Undercarriage with combination support (support dozer blade and two outriggers)

www.atlasgmbh.com

ATLAS Maschinen GmbH
EXCAVATORS
Atlasstrasse 6
27777 Ganderkesee, Germany
T: +49 (0) 4222 954 0
F: +49 (0) 4222 954 343
info@atlasgmbh.com

150W-EN (1) Effective date: August 2010. Product specifications and prices are subject to change without notice or obligation. The photographs and/or drawings in this document are for illustrative purposes only. Refer to the appropriate Operator's Manual for instructions on the proper use of this equipment. Failure to follow the appropriate Operator's Manual when using our equipment or to otherwise act irresponsibly may result in serious injury or death. The only warranty applicable to our equipment is the standard written warranty applicable to the particular product and sale and Atlas makes no other warranty, express or implied. The only warranty applicable to our equipment is the standard written warranty applicable to the particular product and sale and Atlas makes no other warranty, express or implied. Products and services listed may be trademarks, service marks or trade-names of Atlas Maschinen GmbH and/or its subsidiaries. All rights are reserved. Atlas® is a registered trademark of Atlas Maschinen GmbH. Copyright © 2010 Atlas Maschinen GmbH.