




ATLAS

Crawler Excavator | 260LC, 260NLC



-  max. 26,6 t
-  129 kW (175 PS)
-  0,48 - 1,87 m³



ROBUST. PRECISE. ECONOMICAL.
260LC

ENGINE

Power according to ISO 9249..129 kW (175 HP)	Cylinder capacity.....6700 cm ³	Air filter.....Dry air filter
RPM 1800/min	Number of cylinders 6	Battery 2 x 12 V / 100 Ah
Make/model.....Cummins / QSB 6.7 (Stage 3B)	Automatic idle Standard	Alternator..... 24 V / 70 Ah
Design..... Turbocharger/LLK	Cooling system..... Water-cooled	Starter..... 24 V / 3,2 kW

HYDRAULIC SYSTEM

- 2 load-limit-controlled high-performance piston pumps
- Dual-circuit hydraulics system
- 7 standard consumer loads in one control block
- Sensitive, proportional, independent control
- Primary and secondary protection against overload
- Suction valves for all work functions
- Load-retaining and fine-lowering valve in lifting circuit
- Pump flow control
- Grab function is standard (without rotating)
- Fuel-efficient flow-on-demand control
- Pipe break protection valves for lifting cylinders
- Up to 2 additional control circuits possible
- Max. oil flow.....480 l/min
- Max. operating pressure.340 (370)* bar
- Operating models:
3 pre-programmed Models (Fine, Eco, Power)

SWING ASSEMBLY

- Swing motor: Axial piston motor with priority valve
- Swing gear: Multistage planetary transmission
- Swing brake: Automatic multidisc parking brake (can also be operated manually)
- Max. swing speed10,5/min
- Swing torque88,10 (95,88)* kNm

TRACTION DRIVE AND BRAKES

- Steering: 2 control levers / pedals enable separate drive of both chains
- Traction drive: 2 automatic drive positions
- Brakes: Hydraulic, service-free multidisc brakes
- Maximum speed..... 3,3 / 5,8 km/h
- Tractive force..... 240* kN
- Max. climbing power.....70 %

UNDERCARRIAGE

- | | | |
|---|-----------------------------|---|
| Construction: | Drives: | |
| • X-frame | • Drive quality B60 | • Chain tension via hydraulic oil cylinder and pre-tensioned steel spring |
| • Lifetime lubrication of track and carrier rollers | • Three-section base plates | • Track LC.....2,40 m |
| • 4 lashing grommets | • Chains lubricated | • Track NLC2,20 m |
| | • Sealed bolts | |

FILL CAPACITIES

- | | | |
|--------------------------------|---------------------------------|---------------------------------|
| • Fuel tank389 liter | • Engine oil.....20 liter | • Hydraulic System .. 290 liter |
| • Cooling system42 liter | • Hydraulic tank216 liter | |

DRIVER'S CAB

- | | | |
|--|--|---|
| <ul style="list-style-type: none"> • Meets latest safety standards • Extra-wide entrance • Spacious leg room • Excellent circumferential visibility • Preparation for radio installation with mute function | CONTROL: <ul style="list-style-type: none"> • Ergonomically designed joysticks • Clear and concise arrangement of the switches in the control panel | CLIMATE CONTROL: <ul style="list-style-type: none"> • Air conditioning equipped as standard • Very good air distribution through optimally arranged nozzles |
| DRIVER'S SEAT: <ul style="list-style-type: none"> • Air-cushioned comfort seat (optional seat heating) • Arm rests and lumbar support • Seat adjustable separately from console | MONITORING: <ul style="list-style-type: none"> • Operating data screen display • Automatic system for monitoring, warning and storage of data | SOUND LEVELS: <ul style="list-style-type: none"> • ISO 6396 (L_{pA}) in driver's cab 72 dB(A) • 2000/14 EG (L_{wA}) ambience level.....103 dB(A) |

* Values when pressure is switched on

Working equipment

OPERATING WEIGHTS

Crawler Excavator 260LC

Monoblock	Monoblock 5,95 m (C25.3M) Stick 2,50 m (D25.2)	Monoblock 6,95 m (C25.5M) Stick 3,20 m (D25.3)
Ground plate width 500 mm	-	-
Ground plate width 600 mm	25,4 t	25,8 t
Ground plate width 700 mm	25,7 t	26,1 t
Ground plate width 800 mm	26,0 t	26,5 t

OPERATING WEIGHTS

Crawler Excavator 260LC

Adjustable base arm Adjustable boom	1,95 m (C25.41) 4,23 m (C25.46) Stick 2,15 m (D21.23)	1,95 m (C25.41) 4,23 m (C25.46) Stick 2,65 m (D21.33)
Ground plate width 500 mm	-	-
Ground plate width 600 mm	25,7 t	25,7 t
Ground plate width 700 mm	26,0 t	26,0 t
Ground plate width 800 mm	26,3 t	26,3 t

Operating weight with driver, completely filled implement and 1,0 t for attachments

STANDARD EQUIPMENT

Engine:

- Emission level
- 6 cylinders
- Engine speed adjustment via potentiometer
- Automatic idle
- Diesel pre-filter
- Engine monitoring

- Cylinder end-position damping
- Accumulator for emergency lowering of the arm system

Superstructure:

- Spacious and lockable storage space in superstructure

Cab:

- Air conditioner
- Preparation for radio installation with mute function
- Air-cushioned comfort seat
- Seat adjustable separately from console

Equipment:

- Combined lubricating points for swing bearing and arm equipment

Hydraulics:

- Load-limit-controlled double displacement pump
- Hydraulic attachment kit for grabbing (without rotation)
- Hammer hydraulics (max. 200 Liter)
- Quadrant hydraulics (max. 200 Liter)
- Pipe-break protection valves for lifting cylinders
- Pressure control level

- Ready for electric cooling box
- Different options for storage, compartment for documents
- Bottle holder
- Heat-insulating glass, tinted windows
- Operating data screen display
- Rear view security camera with 5 inch LCD-colour monitor

Undercarriage:

- X frame
- Integrated, hydraulic traction drive with brake valve
- Automatic, hydraulic, service-free multi-disc brakes
- Chain tensioning can be adjusted via oil cylinder
- Lubricated, sealed chains
- 4 lashing grommets on the undercarriage

SPECIAL EQUIPMENT

Monoblock:

- Monoblock with stick cylinder 5,95 m (C25.3M)
- Monoblock with stick cylinder 6,95 m (C25.5M)

Engine:

- Refueling pump
- Auxiliary heating
- Cold start assistance

Equipment:

- Automatically controlled and monitored electric central lubrication system
- GPS/GSM telemetric system for monitoring of operating data, consumption, position
- Xenon working lights

Stick for Monoblock:

- Stick 2,50 m (D25.2)
- Stick 3,20 m (D25.3)

Hydraulics:

- Shear / sorting grab function with comfort pressure controller
- Grab and grab rotating function
- Up to two additional circuits
- Floating function for the boom
- Hydraulic quick coupler
- Pipe-break protection valve for bending cylinder
- Pipe-break protection valves for lifting cylinders
- Bio oil

Cab:

- Cab protection guard
- Flood lights
- Beacon light
- Radio CD/MP3, front AUX in, USB
- Heated driver's seat
- Electric cooling box

Adjustable booms:

- Base arm 1,95 m (C21.41)
- Adjustable boom adjusting cylinder 4,23 m (C25.46)

Sticks for adjustable booms:

- Stick 2,15 m (D21.23)
- Stick 2,65 m (D21.33)

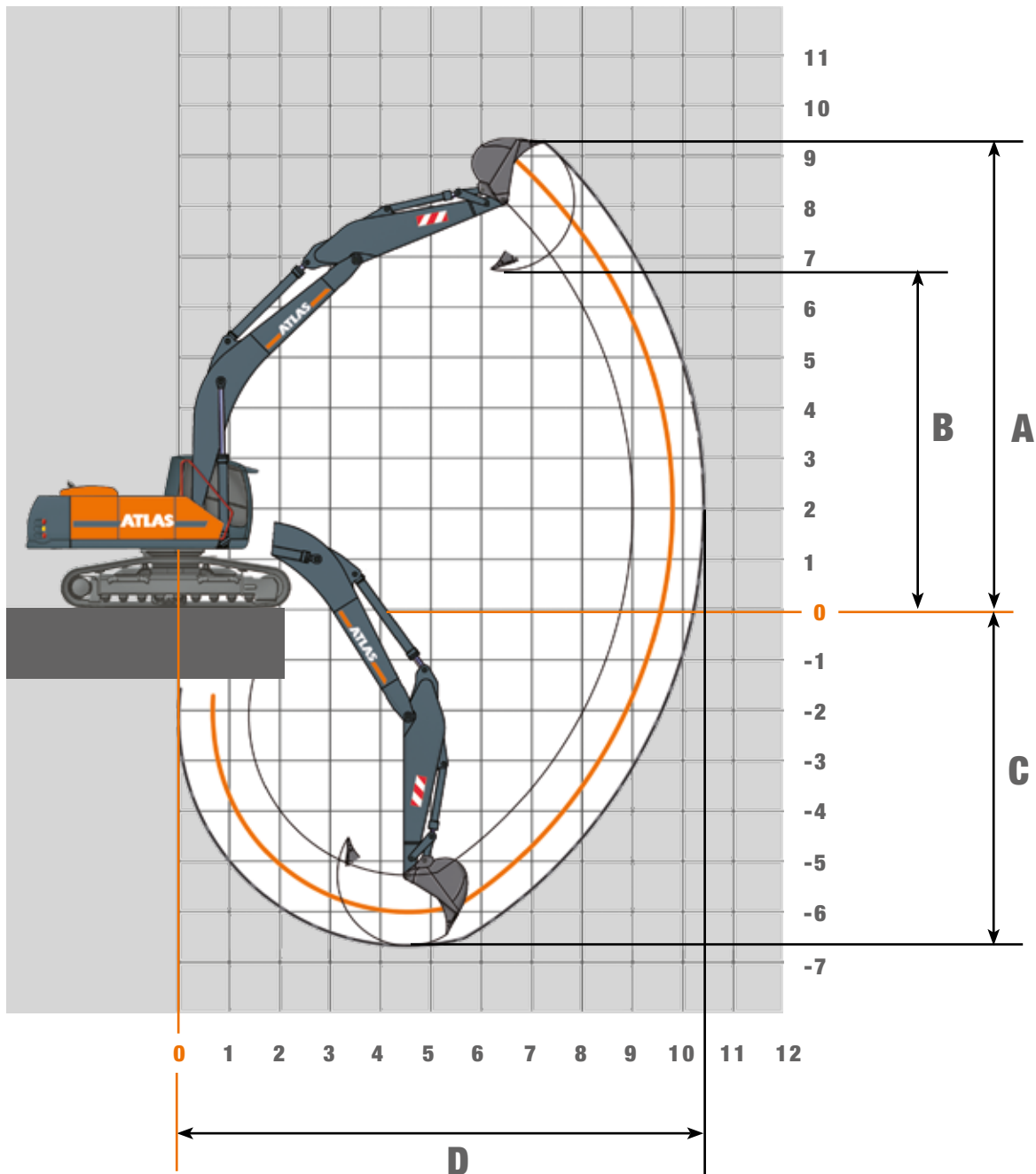
Other special equipment: See price list

ATTACHMENTS (SELECTION)

	Bucket	Bucket	Bucket	Bucket	Bucket
Content SAE	0,48 m ³	0,93 m ³	1,17 m ³	1,53 m ³	1,65 m ³
Cutting width	600 mm	1000 mm	1200 mm	1500 mm	1600 mm
Weight	620 kg	730 kg	730 kg	990 kg	1070 kg

stability acc. to ISO 10567, bulk weight 1.8 t/m³

Working ranges Monoblock 5,95 m (C25.3M)



STICK LENGTHS	2,50 m (D25.2)	3,20 m (D25.3)
A Max. cut-in height	9,10 m	9,36 m
B Max. pouring height	6,50 m	6,77 m
C Max. trench depth	6,13 m	6,83 m
D Max. reach	9,92 m	10,55 m
Max. bucket digging force	168* kN	168* kN
Max. stick digging force	161* kN	136* kN

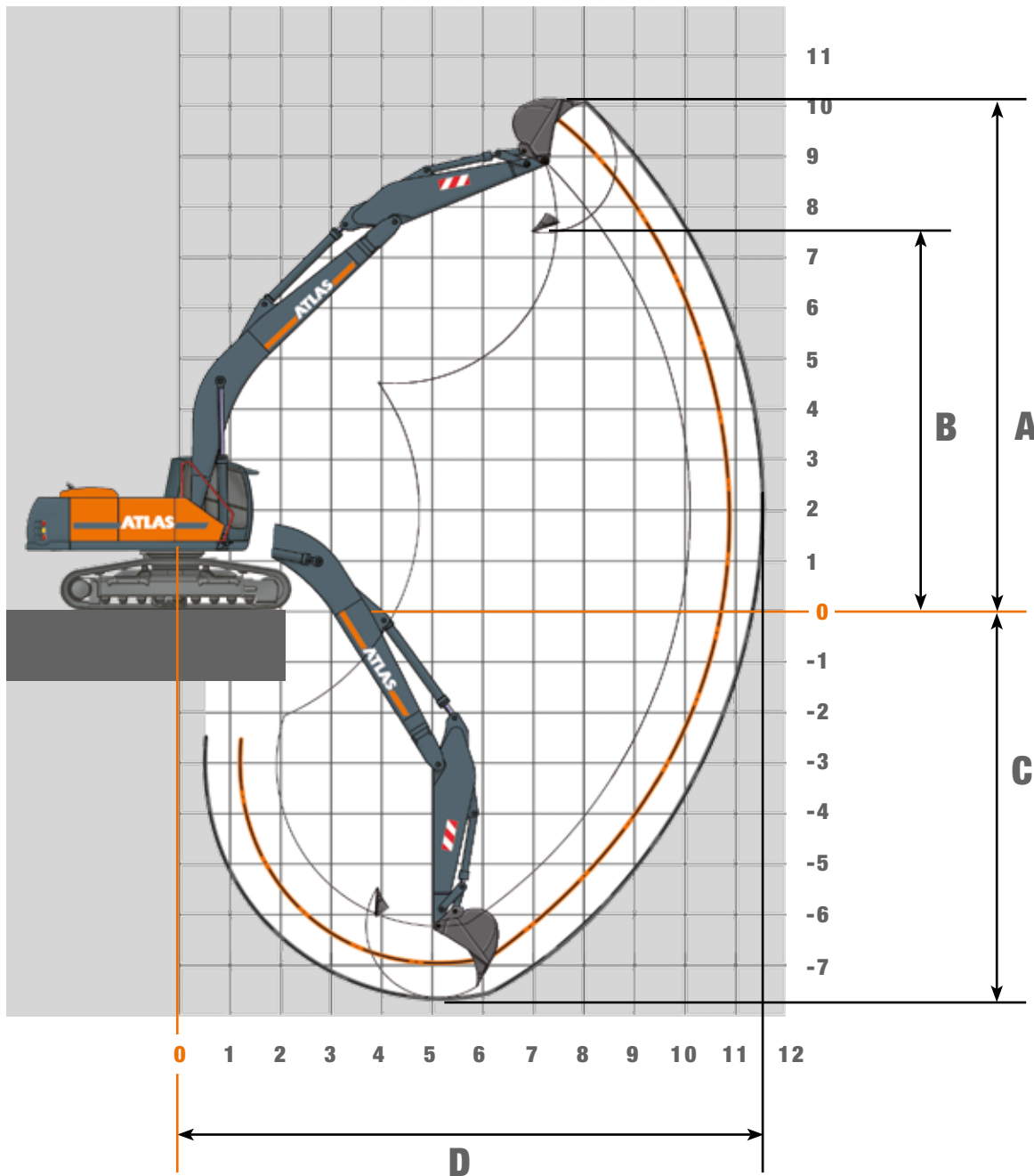
Lifting capacities Monoblock 5,95 m (C25.3M)

260LC

Lifting capacity at 370 bar

HEIGHT	3,0 m		4,5 m		6,0 m		7,5 m		9,0 m	
	FRONT	LATERAL	FRONT	LATERAL	FRONT	LATERAL	FRONT	LATERAL	FRONT	LATERAL
Monoblock 5,95 m (C25.3M) with stick 2,50 m (D25.2). Max. reach 9,92 m										
+ 9,0 m										
+ 7,5 m										
+ 6,0 m					9737*	7282				
+ 4,5 m			13427*	10705	10391	7039	7352	5088		
+ 3,0 m			15810	9926	10026	6717	7197	4947		
+ 1,5 m			15160	9393	9704	6433	7039	4803		
+ 0 m			14955	9225	9509	6263	6932	4705		
- 1,5 m	15061*	15061*	15034	9290	9491	6247	6949	4721		
- 3,0 m	22419*	18383	15250	9467	9627	6366				
- 4,5 m			12605*	9815						
Monoblock 5,95 m (C25.3M) with stick 3,20 m (D25.3). Max. reach 10,55 m										
+ 9,0 m										
+ 7,5 m										
+ 6,0 m							7559	5264		
+ 4,5 m					9820*	7158	7432	5164		
+ 3,0 m			15119*	10153	10121	6786	7233	4968	5509	3811
+ 1,5 m			15237	9434	9719	6431	7029	4782	5421	3730
+ 0 m			14804	9078	9442	6187	6874	4641		
- 1,5 m			14739	9024	9329	6088	6815	4588		
- 3,0 m	22054*	17723	14901	9157	9406	6156	6908	4672		
- 4,5 m	20384*	18242	14907*	9443	9665	6384				

Working ranges Monoblock 6,95 m (C25.5M)



STICK LENGTHS	2,50 m (D25.2)	3,20 m (D25.3)
A Max. cut-in height	9,81 m	10,08 m
B Max. pouring height	7,21 m	7,48 m
C Max. trench depth	6,99 m	7,69 m
D Max. reach	10,94 m	11,58 m
Max. bucket digging force	168* kN	168* kN
Max. stick digging force	161* kN	136* kN

Lifting capacities Monoblock 6,95 m (C25.5M)

260LC

Lifting capacity at 370 bar

HEIGHT	3,0 m		4,5 m		6,0 m		7,5 m		9,0 m	
	FRONT	LATERAL	FRONT	LATERAL	FRONT	LATERAL	FRONT	LATERAL	FRONT	LATERAL
Monoblock 6,95 m (C25.5M) with stick 2,50 m (D25.2). Max. reach 10,94 m										
+ 9,0 m							7490	5197		
+ 7,5 m							7428	5140		
+ 6,0 m										
+ 4,5 m					10120	6778	7238	4968	5496	3795
+ 3,0 m					9646	6361	7010	4760	5399	3706
+ 1,5 m					9296	6053	6809	4578	5297	3611
+ 0 m					9125	5903	6678	4459	5228	3547
- 1,5 m			14574	8879	9122	5900	6649	4432		
- 3,0 m	16875*	16875*	14749	9023	9227	5993	6733	4508		
- 4,5 m			13951*	9274	9454	6193				
Monoblock 6,95 m (C25.5M) with stick 3,20 m (D25.3). Max. reach 11,58 m										
+ 9,0 m										
+ 7,5 m										
+ 6,0 m										
+ 4,5 m							7527	5218	5625	3905
+ 3,0 m					9700*	6895	7301	5013	5536	3823
+ 1,5 m					9731	6421	7031	4767	5400	3697
+ 0 m					9284	6028	6782	4541	5264	3571
- 1,5 m			10619*	8471	9019	5794	6603	4378	5160	3475
- 3,0 m			14169	8523	8926	5713	6514	4297	5123	3440
- 4,5 m			14337	8661	8993	5771	6554	4334		

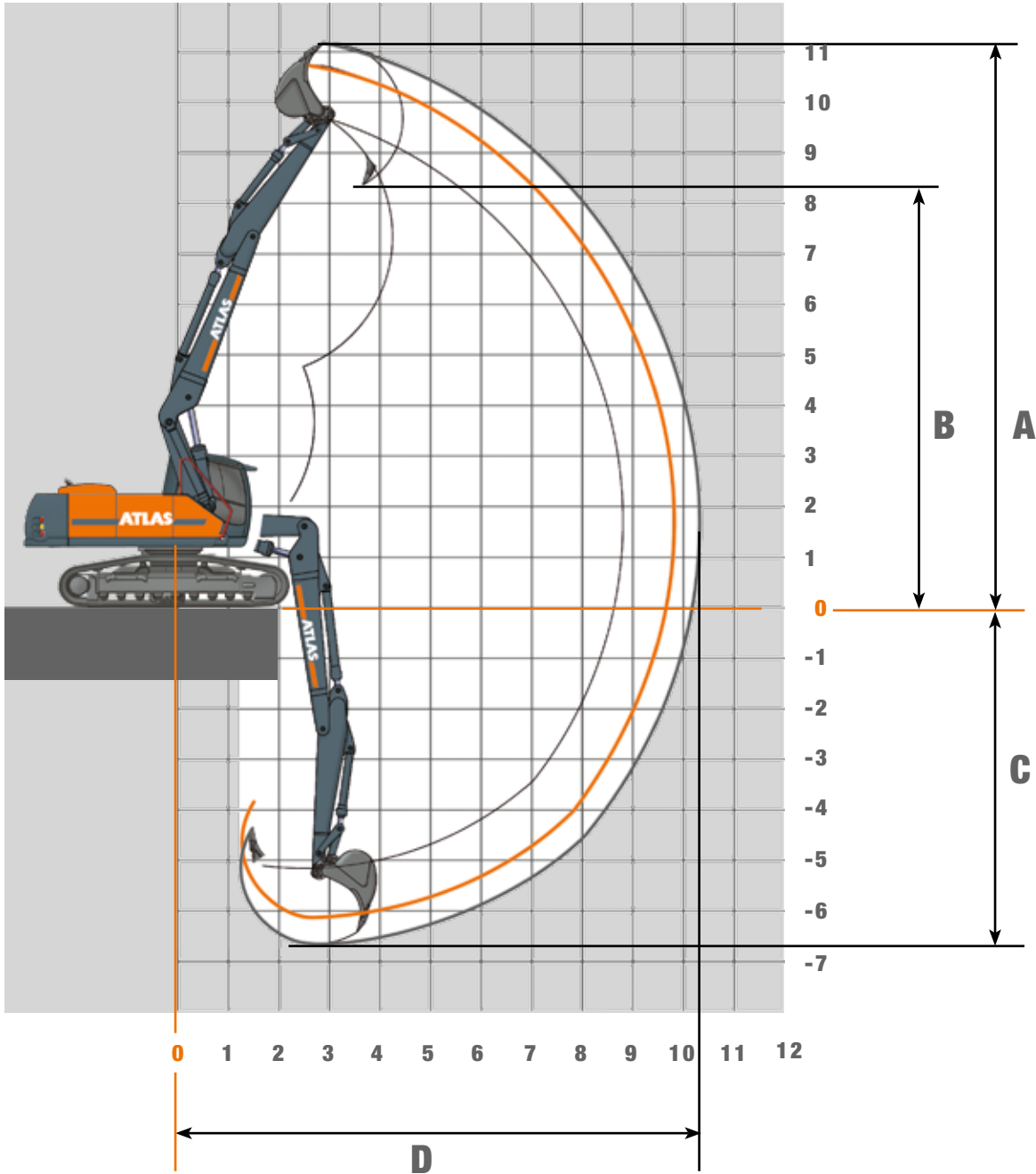
Lifting capacities Adjustable Boom 1,95 m (C 25.41) and 4,23 m (C25.46)

260LC

Lifting capacity at 360 bar

HEIGHT	3,5 m		4,5 m		6,0 m		7,5 m		8,0 m	
	FRONT	LATERAL	FRONT	LATERAL	FRONT	LATERAL	FRONT	LATERAL	FRONT	LATERAL
Adjustable boom 1.95 m (C 25.41) and 4.23 m (C25.46) with stick 2.15 m (D 21.23) Max. reach 9,79 m										
+ 8,0 m			7875*	7875*						
+ 7,0 m			7603*	7603*	7236*	6827				
+ 6,0 m	9031*	9031*	8088*	8088*	7149*	6842				
+ 5,0 m	11209*	11209*	9151*	9151*	7396*	6797	6546*	4881		
+ 4,0 m	9543*	9543*	10156*	9882	7813*	6745	6802*	4912		
+ 3,0 m	9627*	9627*	11508*	9758	8362*	6694	7020*	4907	6051*	4401
+ 2,0 m	12055*	12055*	12558*	9703	8968*	6669*	7340*	4870	6687*	4404
+ 1,0 m	14693*	13890	13689*	9702	9609*	6683	7371	4810	6688	4379
+ 0 m	17097*	13982*	14208*	9756	9944*	6719	7291	4734	6641	4335
- 1,0 m	19025*	14081	14281*	9791	10014	6542	7216	4662	6583	4283
- 2,0 m	19393*	13954	14400*	9686	10124	6376	7060*	4642		
- 3,0 m	19648*	13933	14723*	9530	10029	6288				
- 4,0 m	19313*	13798	13539*	9414						
Adjustable boom 1.95 m (C 25.41) and 4.23 m (C25.46) with stick 2.65 m (D 21.33) Max. reach 10,26 m										
+ 8,0 m			6876*	6876*	6514*	6514*				
+ 7,0 m			6772*	6772*	6660*	6660*				
+ 6,0 m			7270*	7270*	6763*	6763*	6120*	4952		
+ 5,0 m	9711*	9711*	8318*	8318*	7053*	6825	6275*	5013	5919*	4491
+ 4,0 m	10437*	10437*	9531*	9531*	7471*	6760	6447*	5035	6303*	4518
+ 3,0 m	10416*	10416*	10760*	9792	8010*	6696	6713*	5025	6479*	4512
+ 2,0 m	12547*	12547*	12177*	9691	8615*	6656	7047*	4984	6729	4479
+ 1,0 m	14373*	13818	13553*	9671	9249*	6642	7318	4917	6727	4424
+ 0 m	16330*	13882	14120*	9694*	9847*	6681*	7361	4826	6656	4355
- 1,0 m	18373*	14001	14185*	9775	9940	6661	7280	4733	6584	4285
- 2,0 m	19232*	13978	14284*	9704	10056*	6486	7204	4658	6555	4256
- 3,0 m	19436*	13898	14455*	9643	10059	6323				
- 4,0 m	19974*	13865	14655*	9441	9183*	6278				

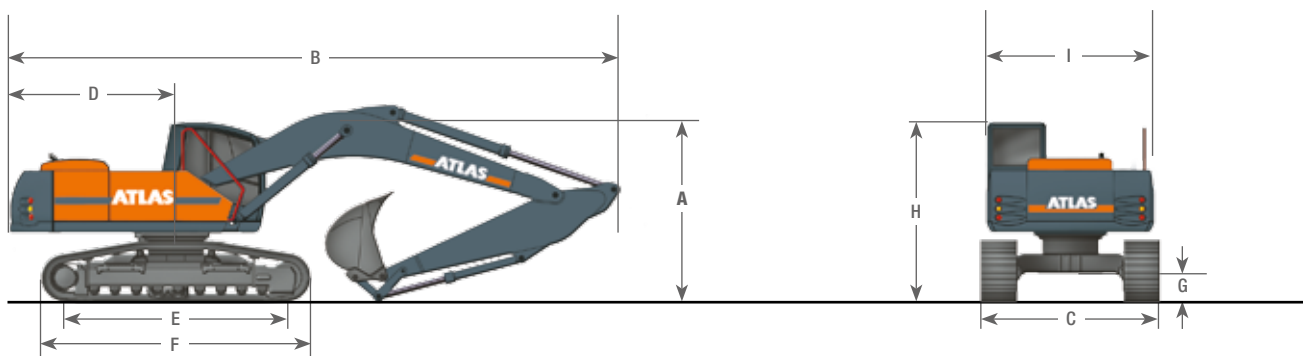
Working ranges Adjustable Boom 1,95 m (C 25.41) and 4,23 m (C25.46)



STICK LENGTHS	2,15 m (D21.23)	2,65 m (D21.33)
A Max. cut-in height	10,68 m	11,10 m
B Max. pouring height	8,01 m	8,43 m
C Max. trench depth	6,28 m	6,67 m
D Max. reach	9,79 m	10,26 m
Max. bucket digging force	170 (185)* kN	170 (185)* kN
Max. stick digging force	138 (150)* kN	120 (131)* kN

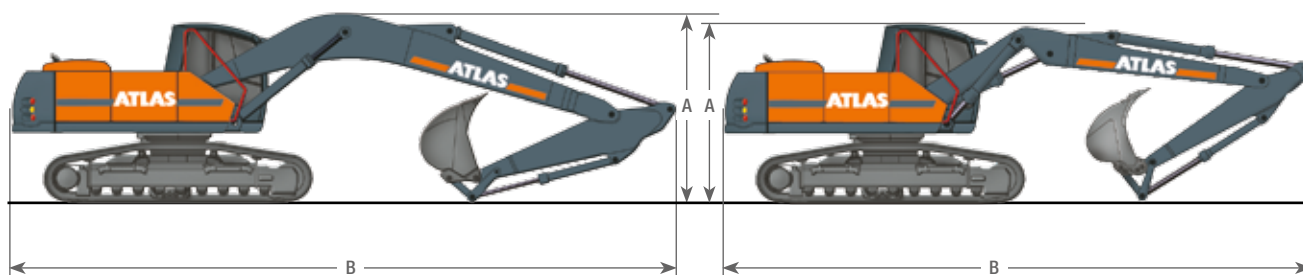
Dimensions

Monoblock 5,95 m (C25.3M)



Monoblock 6,95 m (C25.5M)

Adjustable boom 1,95m (C25.41) and 4,23m (C25.46)



A	TRANSPORT HEIGHT	B	TRANSPORT LENGTHS
	Monoblock 5,95 m (C25.3M) with stick 2,50 m (D25.2)		Monoblock 5,95 m (C25.3M) with stick 2,50 m (D25.2)
	Monoblock 5,95 m (C25.3M) with stick 3,20 m (D25.3)		Monoblock 5,95 m (C25.3M) with stick 3,20 m (D25.3)
	Monoblock 6,95 m (C25.5M) with stick 2,50 m (D25.2)		Monoblock 6,95 m (C25.5M) with stick 2,50 m (D25.2)
	Monoblock 6,95 m (C25.5M) with stick 3,20 m (D25.3)		Monoblock 6,95 m (C25.5M) with stick 3,20 m (D25.3)
	Adjustable boom, 1,95 m (C25.41) and 4,23 m (C25.46)		Adjustable boom, 1,95 m (C25.41) and 4,23 m (C25.46)
	with stick 2,15 m (D21.23)		with stick 2,15 m (D21.23)
	with stick 2,65 m (D21.33)		with stick 2,65 m (D21.33)
C	TRANSPORT WIDTHS	TRACK LC	D REAR PIVOTING RADIUS
		2,40 m	E SUPPORTING CHAIN LENGTH
	Ground plate width 600mm	3,00 m	F DRIVE LENGTH
	Ground plate width 700mm	3,10 m	G GROUND CLEARANCE
	Ground plate width 800mm	3,20 m	H HEIGHT ABOVE CAB
			I SUPERSTRUCTURE TRANSPORT WIDTH

We reserve the right to make structural changes, data is informational only, units comply with the new European safety guidelines.

www.atlasgmbh.com

ATLAS Maschinen GmbH

EXCAVATORS

Atlasstrasse 6

27777 Ganderkesee, Germany

T: +49 (0) 4222 954 0

F: +49 (0) 4222 954 343

info@atlasgmbh.com

260LC-EN (1) Effective date: August 2010. Product specifications and prices are subject to change without notice or obligation. The photographs and/or drawings in this document are for illustrative purposes only. Refer to the appropriate Operator's Manual for instructions on the proper use of this equipment. Failure to follow the appropriate Operator's Manual when using our equipment or to otherwise act irresponsibly may result in serious injury or death. The only warranty applicable to our equipment is the standard written warranty applicable to the particular product and sale and Atlas makes no other warranty, express or implied. The only warranty applicable to our equipment is the standard written warranty applicable to the particular product and sale and Atlas makes no other warranty, express or implied. Products and services listed may be trademarks, service marks or trade-names of Atlas Maschinen GmbH and/or its subsidiaries. All rights are reserved. Atlas® is a registered trademark of Atlas Maschinen GmbH. Copyright © 2010 Atlas Maschinen GmbH.